

H I S P A N I C S
C O R P O R A T E
B O A R D S

CHRONICLE 100

Houston's
leading companies



THE DATA

- Publicly traded companies
 - Total revenue
 - Annual growth in earnings per share
 - Annual revenue growth
 - One-year total return
- Analysis of each company board composition

1	Westlake Chemical Corp.	47	Apache Corp.
2	CVR Refining	48	Phillips 66 Partners
3	CVR Energy	49	NCI Building Systems
4	Cheniere Energy Partners	50	Western Gas Equity Partners
5	Phillips 66	51	Newfield Exploration Co.
6	EOG Resources	52	Group 1 Automotive
7	CenterPoint Energy	53	RCI Hospitality Holdings
8	Par Pacific Holdings	54	Carrizo Oil & Gas
9	Sterling Construction Co.	55	Comfort Systems USA
10	Occidental Petroleum Corp.	56	Helix Energy Solutions Group
11	WildHorse Resource Dev. Corp.	57	Spark Energy
12	Cabot Oil & Gas Corp.	58	Western Gas Partners
13	Noble Midstream Partners	59	Oceaneering International
14	LGI Homes	60	Diamond Offshore Drilling
15	LyondellBasell Industries	61	Main Street Capital Corp.
16	Huntsman Corp.	62	Enbridge Energy Partners
17	Black Stone Minerals	63	Sharps Compliance Corp.
18	KBR	64	Kinder Morgan
19	Quanta Services	65	Buckeye Partners
20	Service Corp. International	66	DXP Enterprises
21	Newpark Resources	67	Whitestone REIT
22	Waste Management	68	Weingarten Realty Investors
23	Applied Optoelectronics	69	Smart Sand
24	Enterprise Products Partners	70	Archrock
25	Insperty	71	Stewart Information Services Corp.
26	Patterson-UTI Energy	72	Camden Property Trust
27	Plains All American Pipeline	73	Genesis Energy
28	Nexeo Solutions	74	Trecora Resources
29	Green BanCorp.	75	Carriage Services
30	McDermott International	76	Shell Midstream Partners
31	Kirby Corp.	77	Prosperity Bancshares
32	Ultra Petroleum Corp.	78	Orion Group Holdings
33	American National Insurance Co.	79	Allegiance Bancshares
34	PrimeEnergy Corp.	80	Halcon Resources Corp.
35	Sysco Corp.	81	Stellus Capital Investment Corp.
36	Crown Castle International Corp.	82	Boardwalk Pipeline Partners
37	Conn's	83	Evolution Petroleum Corp.
38	MRC Global	84	Spectra Energy Partners
39	W&T Offshore	85	TC PipeLines
40	Southwestern Energy Co	86	SilverBow Resources
41	Kraton Corp.	87	Penn Virginia Corp.
42	Oasis Petroleum	88	Rowan Companies plc
43	Quanex Building Products Corp.	89	Natural Resource Partners
44	Summit Midstream Partners	90	USD Partners
45	Westlake Chemical Partners	91	Francescas Holdings Corp.
46	Hi-Crush Partners		

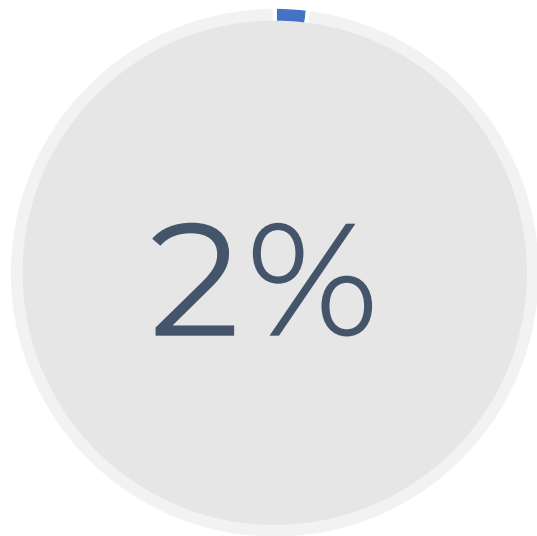
SOURCE: S&P Global Market Intelligence



WHERE
WE START

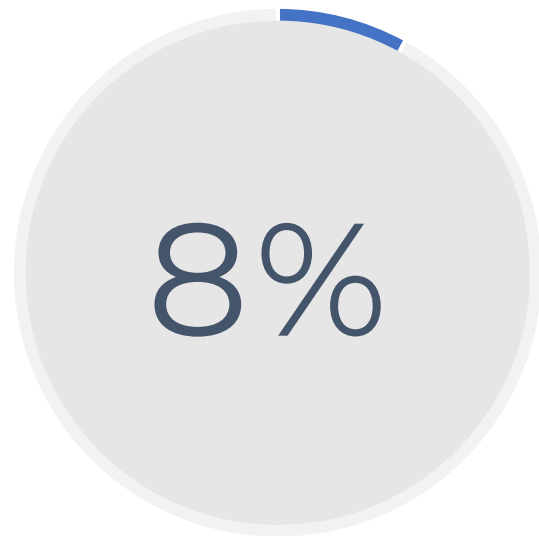
REPRESENTATION

HISPANICS IN BOARDS



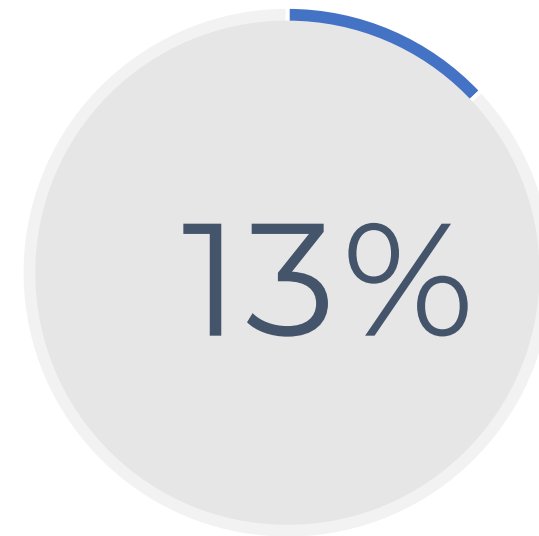
13 out of 801

Only 13 out of 801, that is 2% of board members are Hispanic
4 Female / 9 Male




7 out of 91

Only 7 out of 91, that is, 8% companies have a publicly available diversity statement




13 out of 97

Hispanics represent 13% of members among boards that have Hispanic representation.



14 YEARS AVERAGE



SERVICE ORIENTED
(REAL ESTATE & BANKING)



WHERE WE ARE NOW

DIVERSITY

WHY IT MATTERS?

1. Reflects the demographic composition of the Country and consumer base
2. Different backgrounds, different perspectives, better outcomes
3. Proactive not reactive to change



THE PRESENT AND FUTURE
MULTICULTURAL ECONOMY



2044

Minorities will comprise more than 50% of the population



CONSUMER BASE

Multicultural consumers with a \$.3.2 trillion purchasing power

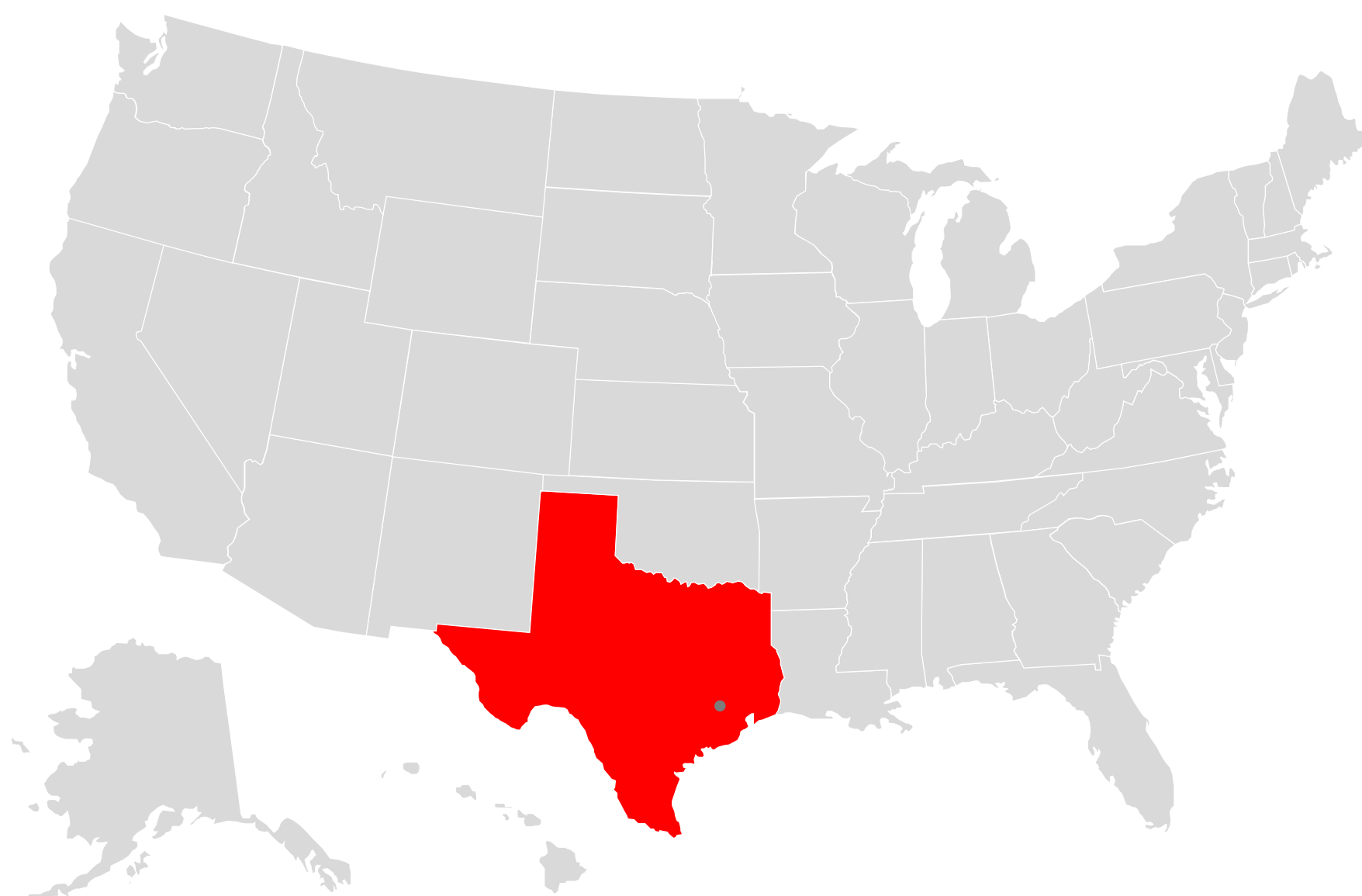


ONLINE

Hispanics 18 and older are 9% more likely to own a smartphone

O P P O R T U N I T I E S

2022



LARGEST DEMOGRAPHIC GROUP

By 2022, Latinos will become the largest demographic group in Texas.

HISPANIC PURCHASING POWER

By 2022 buying power in Texas will grow from \$284.4 million in 2017 to \$366.7 million, In Houston by 2022 Hispanic buying power will increase by 40% from 54 billion to \$80 billion,

SPANISH AS A BUISINESS TOOL

More than 30% of the population in the State speak Spanish at home and Hispanics are more likely to start a business than other demographic groups

WHAT NEEDS TO BE DONE

CALL TO ACTION




EDUCATION

- From K-to-U
- Globalization is here if it is not us someone else will



ORGANIZATION

- Your chamber of Commerce (HHCC)
- Professional Organizations



PARTICIPATION

- From the PTA to local, State and Federal elections

Get in Touch

Center for Mexican American Studies
University of Houston

3553 CULLEN BOULEVARD ROOM 323
HOUSTON, TX 77204-3001



713-743-3136



cmals@central.uh.edu



<https://uh.edu/class/cmals/>